

Turnaround Time

Client : All

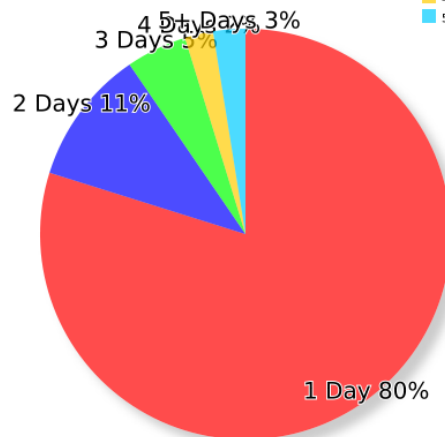
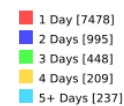
Location : All

Date Range : October 01, 2005 - April 01, 2006

Report created in 1.64 seconds



Research Elements	Count	Count Completed After Day					Average T.A.T.
		1	2	3	4	5+	
Trac	28	28				0	0.01
Sex_Offender	38	37	1			0	0.39
FACIS	1	1				0	0.71
Trac_to_7year_criminal	195	106	51	10	10	18	1.47
OIG	41	41				0	0.00
County_criminal	2,254	1,231	675	186	74	88	1.28
SSN	2,339	2,336		1		2	0.01
Employment_verification	224	149	35	14	11	15	1.14
Credential_verification	11	9		1	1	0	0.78
Drug_screen	1,635	1,540	42	39	10	4	0.13
CDL_Employment_verification	54	24	11	3	7	9	1.81
AIM	192	191				1	0.65
add2crim7yr	2					2	8.01
National Criminal	431	385	22	14	8	2	0.25
Drug_Alcohol_screen	1	1				0	0.00
Education_verification	101	58	22	6	8	7	1.32
Credit	259	255				4	0.32
Statewide_criminal	548	160	89	157	71	71	2.48
Workers Compensation	5	2				3	4.22
USMA_retail_theft_screen	1	1				0	0.00
Reference_check	27	16	6	5		0	1.09
MVR	889	858	28	2		1	0.12
Federal_criminal	54	12	13	10	9	10	2.63
CDLIS	37	37				0	0.01
All Element Types	9,367	7,478	995	448	209	237	0.63

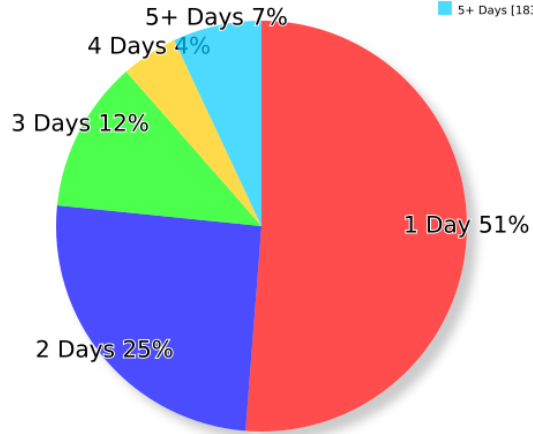


Cumulative Completion Results

1 Day	7,478	79.83%
2 Days	8,473	90.45%
3 Days	8,921	95.23%
4 Days	9,130	97.46%
5+ Days	9,367	100.00%

Please Note: Cycle time is derived by calculating elapsed time to completion, in days excluding weekends, from the time stamped released to system until time stamped prepared for delivery, rounded to 1 decimal place in elapsed working days. All those searches completed within the time scope above are counted. Average applicant cycle time is derived by averaging that search element that took the longest for each applicant. All those applicants for whom the last search element was completed in the time scope are counted.

Subjects	Count	Count Completed After Day					Average T.A.T.
		1	2	3	4	5+	
All Subjects	2,621	1,343	665	313	117	183	1.54



Cumulative Completion Results

1 Day	1,343	51.23%
2 Days	2,008	76.61%
3 Days	2,321	88.55%
4 Days	2,438	93.01%
5+ Days	2,621	100.00%

Please Note: Cycle time is derived by calculating elapsed time to completion, in days excluding weekends, from the time stamped released to system until time stamped prepared for delivery, rounded to 1 decimal place in elapsed working days. All those searches completed within the time scope above are counted. Average applicant cycle time is derived by averaging that search element that took the longest for each applicant. All those applicants for whom the last search element was completed in the time scope are counted.